

1961-1982 Toyota Land Cruiser Single Steering Stabilizer Kit Installation Instructions

Required Tools List:

- SAE Sockets \ Wrenches
(1/2" & 9/16")
- Diagonal Cutting Pliers
- Safety Glasses
- Wheel Chock
- Measuring Tape
- Torque Wrench



Before beginning the installation, read these instructions thoroughly & completely. Please refer to the Parts List to insure that all parts & hardware are received prior to disassembly of the vehicle. If any parts are found to be missing, contact SKYJACKER[®] Customer Service at 318-388-0816 to obtain the needed items. If you have any questions or reservations about installing this product, contact SKYJACKER[®] Technical Assistance at 318-388-0816.

Component Box Breakdown:

Part # 7160

Item #	Description	Qty
7900WS	STEERING DAMPER, WHITE	1
B10RS	BOOT STABILIZER, RED	1
BTIE	BOOT CABLE TIE, RED	1
HSS	DECAL, HYDRO STABILIZER	1
HB-7160	HDWR BAG: 7160 / 9160	1

Part # 8160

Item #	Description	Qty
8900BS	STEERING DAMPER, BLACK	1
B10KS	BOOT STABILIZER, BLACK	1
BTIE-K	BOOT CABLE TIE, BLACK	1
MXSD	DECAL, BLACK MAX STABILIZER	1
HB-8160	HDWR BAG: 8160	1

Part # 9160

Item #	Description	Qty
9900WS	STEERING DAMPER, SILVER	1
B10KS	BOOT STABILIZER, BLACK	1
BTIE-K	BOOT CABLE TIE, BLACK	1
SSD	DECAL, SILVER STABILIZER	1
HB-7160	HDWR BAG: 7160 / 9160	1

Hardware Bag Breakdown:

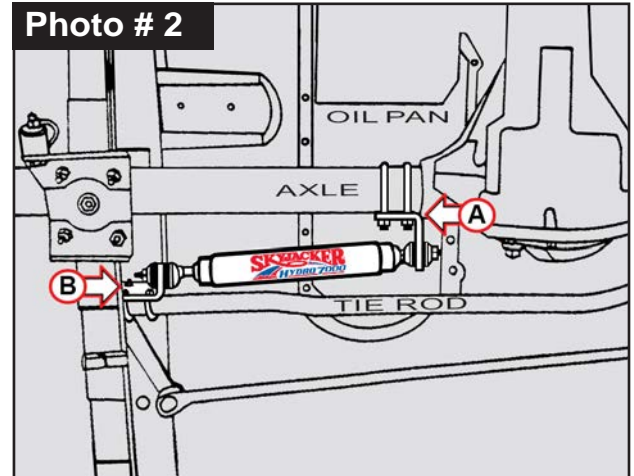
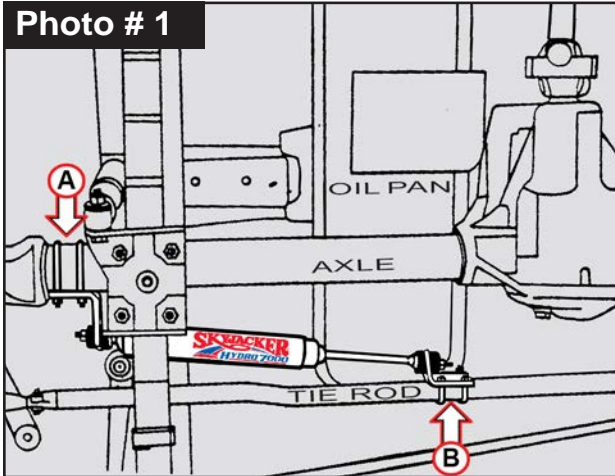
Part # HB-7160

Item #	Description	Qty
83167	MAIN AXLE BRACKET	1
83161	TIE ROD BRACKET	1
38X312X412U	3/8 X 3-1/2 X 4-1/2 U-BOLT, RD	2
38CTN	3/8-16 COARSE N/I LOCK NUT	4
38SAEW	3/8 SAE WASHER	4
516X114X134U	5/16 X 1-14 X 1-3/4 U-BOLT, RD	2
516CTN	5/16-18 COARSE N/I LOCK NUT	4
516SAEW	5/16 SAE WASHER	4
STEM BUSH-SST	STEM BUSHINGS, RED	4
142120	WASHER PACKAGE, P889\145098	2

Part # HB-8160

Item #	Description	Qty
83167	MAIN AXLE BRACKET	1
83161	TIE ROD BRACKET	1
38X312X412U	3/8 X 3-1/2 X 4-1/2 U-BOLT, RD	2
38CTN	3/8-16 COARSE N/I LOCK NUT	4
38SAEW	3/8 SAE WASHER	4
516X114X134U	5/16 X 1-14 X 1-3/4 U-BOLT, RD	2
516CTN	5/16-18 COARSE N/I LOCK NUT	4
516SAEW	5/16 SAE WASHER	4
STEM SST-K	STEM BUSHINGS, BLACK	4
142120	WASHER PACKAGE, P889\145098	2

NOTICE: This Single Steering Stabilizer Kit is used on many different year model vehicles. Choose the proper installation for your model from the sample illustrations.



Pre-Installation Tips: Install Stabilizer Boot.

1. Install supplied Stabilizer Boot over Skyjacker Steering Stabilizer. Attach boot to cylinder body with supplied Boot Cable Tie. Remove excess cable tie with diagonal cutting pliers.

Installation: Note: Save all factory components & hardware for reuse, unless noted.

1. Chock rear tires\wheels. Ensure that vehicle transmission is in PARK and engage emergency brake. **Note:** Be sure steering wheel\wheels are pointing straight forward.

2. Place Skyjacker # 83161 Main Axle Bracket 'A' against front of axle on driver side.

Install supplied 3/8" x 3-1/2" x 4-1/2" U-Bolts from rear-to-front around OEM axle through Skyjacker bracket mounting holes.

Attach bracket with supplied with 3/8" SAE Washers & 3/8" Nylon Insert Lock Nuts using a 9/16" socket\wrench. Secure, but **Do Not Completely Tighten**. (See Photo # 1 & # 2)

3. Place Skyjacker # 83161 Tie Rod Bracket 'B' against front of tie rod on passenger side.

Attach with supplied 5/16" x 1-1/4" x 1-3/4" U-Bolts from front-to-rear around OEM tie rod through Skyjacker bracket mounting holes.

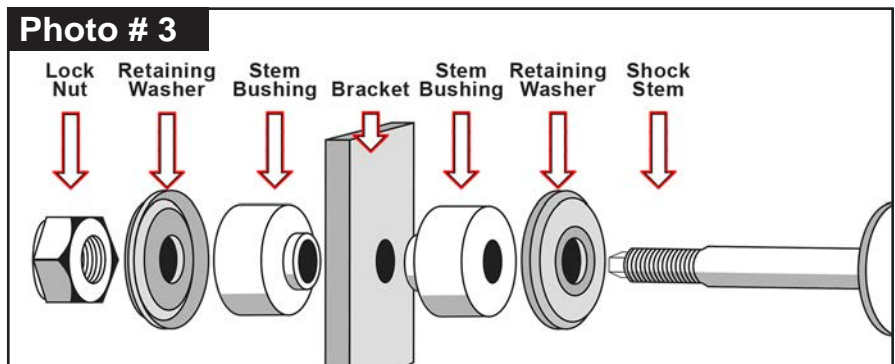
Attach bracket with supplied 5/16" SAE Washers & 5/16" Nylon Insert Lock Nuts using a 1/2" socket\wrench. Secure, but **Do Not Completely Tighten**.

4. Install a supplied Washer & Poly Stem Bushing on each stud base end of Skyjacker Stabilizer. (See Photo # 3)

Attach Skyjacker Stabilizer to Bracket 'A' & to Bracket 'B' with supplied Bushings, Washers & Lock Nuts.

Tighten stem lock nut until bushing starts to swell slightly.

Slide Bracket 'B' down tie rod until stabilizer shaft extends end out exactly half way (**4-1/8 Inches**).



5. **Note:** Cycle steering & check for adequate clearance. Rotate Tie Rod Bracket 'B' and/or Main Axle Bracket 'A' as needed for the best fit & clearance.

Tighten & Torque Main Axle Bracket 'A'. Torque U-Bolts 35 ft-lbs.

Tighten & Torque Tie Rod Bracket 'B'. Torque U-Bolts 240 in-lbs.

Final Notes:

- After installation is complete, double check that all nuts & bolts are tight.
- With vehicle placed on ground, cycle steering lock to lock & inspect steering for proper operation, tightness & adequate clearance.
- After first 100 miles, check all hardware for proper torque & periodically thereafter.

TORQUE SPECIFICATIONS					
INCH SYSTEM			METRIC SYSTEM		
Bolt Size	Grade 5	Grade 8	Bolt Size	Class 8.8	Class 10.9
5/16	180 in-lbs	240 in-lbs	6MM	60 in-lbs	108 in-lbs
3/8	30 ft-lbs	35 ft-lbs	8MM	216 in-lbs	23 ft-lbs
7/16	45 ft-lbs	60 ft-lbs	10MM	32 ft-lbs	45 ft-lbs
1/2	65 ft-lbs	90 ft-lbs	12MM	55 ft-lbs	75 ft-lbs
9/16	95 ft-lbs	130 ft-lbs	14MM	85 ft-lbs	120 ft-lbs
5/8	135 ft-lbs	175 ft-lbs	16MM	130 ft-lbs	165 ft-lbs
3/4	185 ft-lbs	280 ft-lbs	18MM	170 ft-lbs	240 ft-lbs
The Above Specifications Are Not to Be Used When the Bolt Is Being Installed With a Bushing.					

Seat Belts Save Lives. Please Wear Your Seat Belt.



**JESUS
FORGIVES
ROCKS
DON'T**

Jesus Christ Died For You.

John 3:16

For God so loved the world that He gave His only Son, so that everyone who believes in Him should not perish, but have everlasting life.
Romans 3:23

For all have sinned; all fall short of God's glorious standard.
Ephesians 2:8

God saved you by his special favor when you believed. And you can't take credit for this; it is a gift from God.
Psalms 18:2

The Lord is my Rock, my fortress, and my savior; my God is my Rock, in whom I find protection. He is my shield, the strength of my salvation, and my stronghold.
Romans 10:9-10

That if you shall confess with thy mouth the Lord Jesus, and shall believe in your heart that God hath raised him from the dead, you shall be saved. For with the heart man believeth unto righteousness; and with the mouth confession is made unto salvation.

Pray This Simple Prayer:

God, I come to You admitting I have sinned against You and I need you to take control of my life. The Bible says anyone who calls on the name of the Lord will be saved. I am calling on You, Jesus. I ask that You come live in my heart and be the Lord over my life today. I do believe You died on the cross for me and came back to life to give me life! Thank You, Lord Jesus for a new life in You!

Now, go and tell somebody about your new life in Jesus, get a Bible, begin to read it, and go to a Bible believing church.

If you would like someone to pray with you, call Kenneth Copeland Ministries anytime at 800-600-7395.

To listen to commercial free Christian radio on the web, go to www.887fm.org

Jesús murió por ti.

Juan 3:16

"Porque tanto amó Dios al mundo, que dio a su Hijo unigénito, para que todo el que cree en él no se pierda, sino que tenga vida eterna."
Romanos 3:23

"Pues todos han pecado y están privados de la gloria de Dios."
Efesios 2:8

"Porque por gracia ustedes han sido salvados mediante la fe; esto no procede de ustedes, sino que es el regalo de Dios."
Salmos 18:2

"El Señor es mi roca, mi amparo, mi libertador; es mi Dios, el peñasco en que me refugio. Es mi escudo, el poder que me salva, ¡mi más alto escondite!"
Romanos 10:9-10

"9 Que si confi esas con tu boca que Jesús es el Señor, y crees en tu corazón que Dios lo levantó de entre los muertos, serás salvo. 10 Porque con el corazón se cree para ser justifi cado, pero con la boca se confi esa para ser salvo."

Ahora dí esta simple oración:

Dios, vengo a Ti y admito que he pecado contra Ti, necesito que tomes el control de mi vida. La Biblia dice que todo aquel que invoca el nombre del Señor escapará con vida. En este momento yo clamo ante Ti, Jesús; te pido que vengas a vivir en mi corazón y que tomes el control de mi vida. ¡Yo creo que tu moriste en la cruz y resucitaste para darme vida! ¡Gracias Señor Jesús, por una nueva vida que tengo en Ti! Amen.

Ahora ve y dile a alguien sobre la nueva vida que tienes en Cristo. Compra una Biblia y empieza a leerla. Busca una Iglesia que cree en la Biblia y hazte parte de esa Iglesia.

Si te gustaría orar con alguien, puedes llamar a este número 800-600-7395

Puedes ir a este sitio de Internet para escuchar música Cristiana sin anuncios, www.887fm.org

Check out our favorite ministries at:



www.innministries.org
www.familychurch.org
www.kcm.org